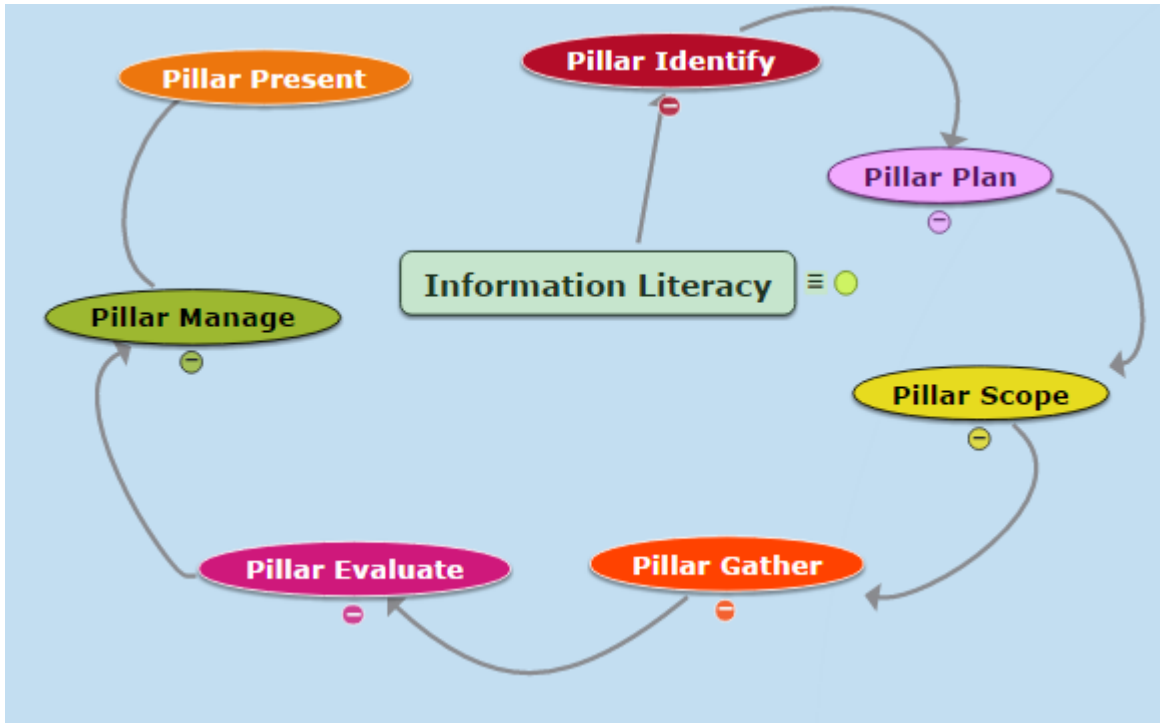
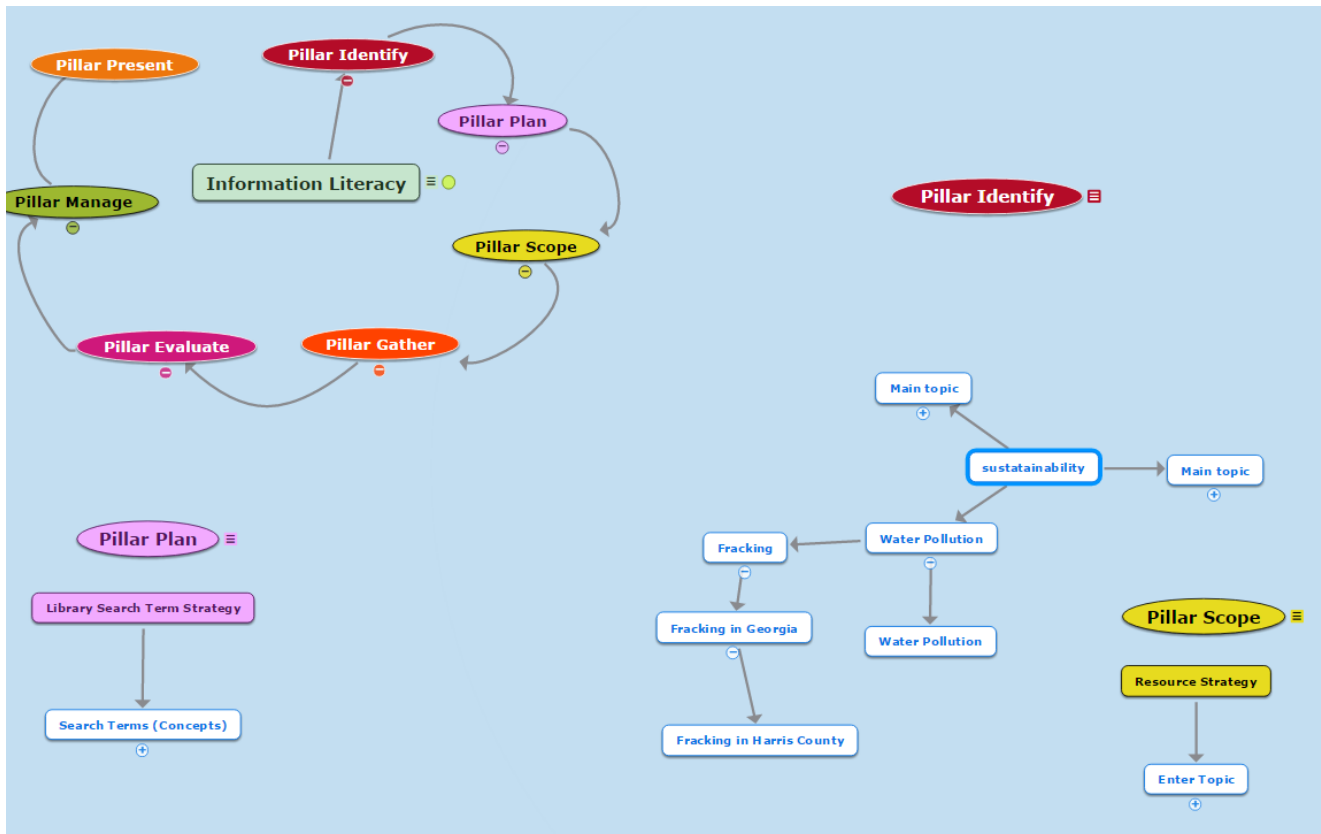


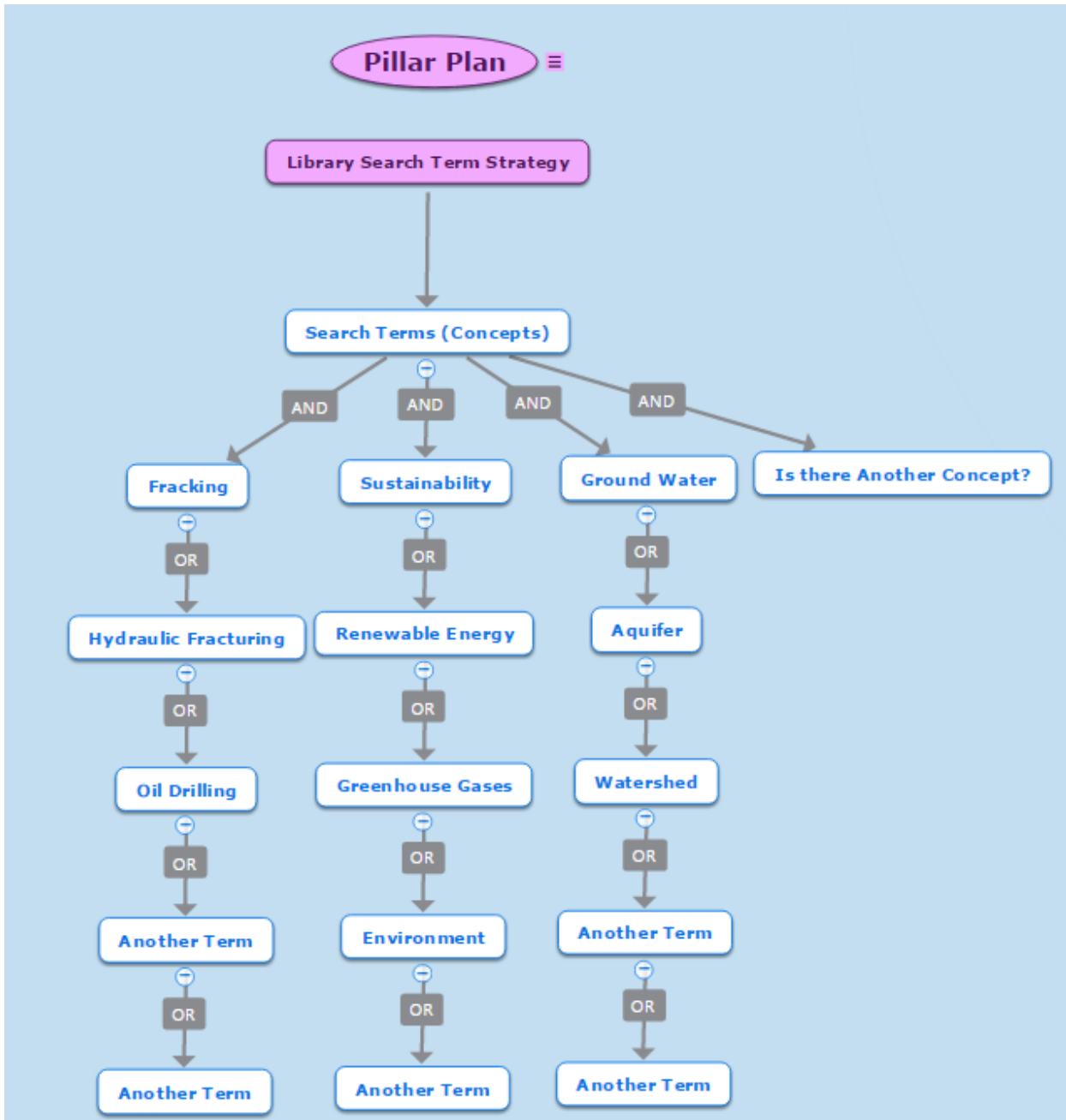
Pillars of Information Literacy (Fig. 2)



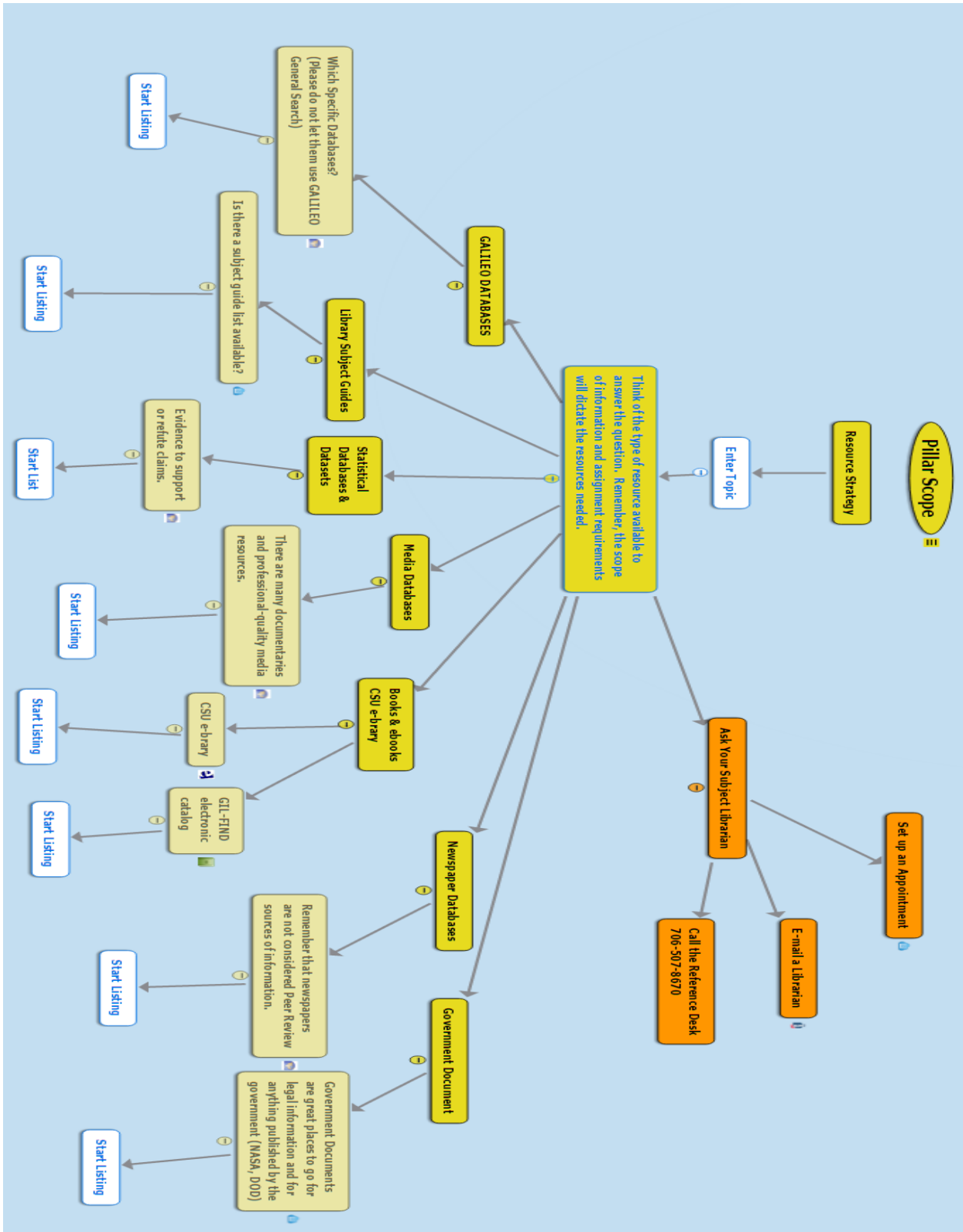
Pillar Identify (Fig. 3)



Pillar Plan (Fig. 4)



Pillar Scope (Fig. 5)



Connecting the Concept Map with Library Research: COMO 2016, Oct 7 – Handout
By: Paul Luft MLS, Science & Health Librarian at Columbus State University
Email: Luft_paul@columbusstate.edu

Mind Mapping Tools

Mindomo: <https://www.mindomo.com/dashboard/home>

Free Version: 3 free concept maps; connective arrows both ways, as well as demonstrate the weight of connectivity; colors are easy to employ; many different shapes, emoji's, and notes to students can be typed on map; links to websites, pictures (limited use on free version); cloud base, can share edit responsibilities, and export in different format types. LOVE the undo button!!!

Personal Rating: Excellent -> This is the reason why I am using it for this demonstration.

Bubble.us: <https://bubbl.us/>

Free Version: 3 free concept maps; web base; can make multidirectional arrows with some work; it's been around for a long time; basic color scheme; only one type of shape offered.

Personal Rating: Good -> You can make a mind map quickly, but this tool is missing a lot of functions.

Coggle: <https://coggle.it/>

Free Version: Unlimited public versions; easy to share and others can edit; multi-color, easy to use and other branches of the map may be copied into it.

Personal Rating: Good -> It is a wonderful program for planning, history, and functions. Coggle breaks from traditional mind mapping, because it does not use shapes to capsule ideas. I think it is striking in appearance from afar, but once you want to look at a specific branch, it gets complicated.

Popplet: <http://popplet.com/>

Free Version: 10 free Popplets! Very Easy to use! Has good color schemes; can be shared and collaboration is allowed; easy to import a picture or video. The drawbacks are that it only deals with one shape (square) and does not have directional arrows.

Personal Rating: Good -> I used to use Popplet all the time. Very, very easy to use, but I hate the fact that directional arrows are not available between connections. Since all you get is a line, if a concept can go both ways, you are not going to be able to show that on this concept map. Again, this is probably the easiest concept mapping tool to use out of the whole set.

VUE (open source software): <http://vue.tufts.edu/>

Personal Rating: -> Still reviewing this software.

Connecting the Concept Map with Library Research: COMO 2016, Oct 7 – Handout
By: Paul Luft MLS, Science & Health Librarian at Columbus State University
Email: Luft_paul@columbusstate.edu

References

1. Barbara J, PhD., R.N., Shaw, Christine A, PhD, R.N., F.N.P., Balistrieri, Toni, M.S.N., R.N., Glasenapp, Kate, M.S.N., R.N., & Piacentine, Linda, MSN, R.N.C.N.R.N. (1999). Concept maps: A strategy to teach and evaluate critical thinking. *Journal of Nursing Education*, 38(1), 42-47.
2. Bell, et al. (2015) Nursing identity and patient-centeredness in scholarly health services research *BMC Health Services Research*, 15(1), 1-16.
3. Daley, et al. (1996) Concept maps: A strategy to teach and evaluate critical thinking. *Journal of Nursing Education*, 38(1), 42-47.
4. Davies, M. (2011). Concept mapping, mind mapping and argument mapping: what are the differences and do they matter?. *Higher Education*, 62(3), 279-301. doi:10.1007/s10734-010-9387-6.
5. Kassab, S. E., & Hussain, S. (2010). Concept mapping assessment in a problem-based medical curriculum. *Medical Teacher*, 32(11), 926-931.
6. Surapaneni, et al (2013) Concept mapping enhances learning of biochemistry. *Medical Education Online*, 181-4.
7. Kassab, S. E., & Hussain, S. (2010). Concept mapping assessment in a problem-based medical curriculum. *Medical Teacher*, 32(11), 926-931.

Special Thanks: Eric Brehens, Associate CITO of Swarthmore College for allowing the use of his YouTube video.