

12-2020

## Effects of Caffeine Gum on Muscular Strength and Power in Recreationally Active Females

Lindsay D. Montgomery

Follow this and additional works at: [https://csuepress.columbusstate.edu/theses\\_dissertations](https://csuepress.columbusstate.edu/theses_dissertations)



Part of the [Kinesiology Commons](#)

---

COLUMBUS STATE UNIVERSITY

EFFECTS OF CAFFEINE GUM ON MUSCULAR STRENGTH AND POWER IN  
RECREATIONALLY ACTIVE FEMALES

A THESIS SUBMITTED TO

THE COLLEGE OF EDUCATION AND HEALTH PROFESSIONS

IN PARTIAL FULFILLMENT OF

THE REQUIREMENTS FOR THE DEGREE OF

MASTER OF SCIENCE

DEPARTMENT OF KINESIOLOGY AND HEALTH SCIENCE

BY

LINDSAY D. MONTGOMERY

COLUMBUS, GEORGIA

2020

Copyright © 2020 Lindsay D. Montgomery

All Rights Reserved.

EFFECTS OF CAFFEINE GUM ON MUSCULAR STRENGTH AND POWER IN  
RECREATIONALLY ACTIVE FEMALES

By

Lindsay D. Montgomery

Committee Chair:

Dr. Clayton Nicks

Committee Members:

Dr. Kate Early

Dr. Bryan Tyo

Columbus State University

December 2020

## ABSTRACT

Research indicates that a moderate dose of caffeine may enhance muscular strength and power, particularly in males. Less is known on caffeine's impact on muscular performance in females. The purpose of this study was to determine the effects of a 200 mg dose caffeine gum on muscular strength and muscular power in recreationally active females. Nineteen women participated in 3 laboratory sessions, the first being the familiarization trial. During the next two visits, the participants were given either 200 mg of caffeine gum or a placebo gum, rested for 15 minutes, completed a 10 minute warm-up, then performed performance testing consisting of maximal jump height testing on a force plate, followed by one repetition maximum testing for the bench press and leg press. While the caffeine resulted in higher mean differences for all tests, there were no significant differences between caffeine or placebo trials ( $p > 0.05$ ) for any performance measures except the maximal squat jump ( $p = 0.04$ ). In conclusion, a 200 mg dose of caffeine is not sufficient to improve muscular strength and some instances of muscular power. This is a novel finding, and future studies should look at altering time to absorption or higher dosing of caffeine gum.

INDEX WORDS: Caffeine gum, Muscular strength, Muscular power, Females

## DEDICATION

I would like to dedicate this thesis to my parents for their unconditional support and love along the way.

## ACKNOWLEDGEMENTS

First, I would like to thank Dr. Nicks, for he has made this entire process possible. Without his support, guidance, and feedback, I would not have been able to complete this thesis. He has put forth much time, effort, and patience throughout the process, and I really appreciate it.

Next, I would like to thank Dr. Early and Dr. Tyo for contributing valuable advice and support throughout the process.

Thank you to Giorgia Vitale who assisted me throughout the research process and helped keep me sane during the long hours in the lab.

I would also like to thank Evan Jones for always being there to reassure me and encourage me to keep going.

Finally, thank you to my dog, Kody, for being right by my side during the late nights of writing and editing.

## TABLE OF CONTENTS

LIST OF TABLES .....	v
LIST OF FIGURES .....	vi
Introduction.....	1
Overview of Caffeine.....	1
Caffeine and Muscular Strength .....	2
Caffeine and Muscular Power.....	3
Effects of Caffeine on Females.....	4
Administration of Caffeine .....	5
Purpose.....	8
Methods .....	8
Subjects.....	8
Study Design.....	9
Procedures.....	9
<i>First Visit.</i> .....	10
<i>Second and Third Visits.</i> .....	11
Statistical Analysis.....	12
Results.....	12
Table 1 .....	13
<i>Descriptive Characteristics of Participants</i> .....	13
Table 2 .....	14
<i>Differences in Placebo vs. Caffeine Conditions in Measures of Performance Responses</i> .....	14
Figure 1 .....	15
<i>Countermovement Jump Height for Individuals and Average Between Caffeine and Placebo trials</i> ....	15
<i>Squat Jump Height for Individuals and Average Between Caffeine and Placebo Trials</i> .....	15
Figure 3 .....	16
<i>Maximum Countermovement Jump Height for Individuals and Average Between Caffeine and Placebo Trials</i> .....	16
Figure 4 .....	17
<i>Maximum Squat Jump Height for Individuals and Average Between Caffeine and Placebo Trials</i> .....	17
Figure 5 .....	17
<i>Bench Press Weight Lifted for Individuals and Average Between Caffeine and Placebo Trials</i> .....	17



Figure 6 .....	18
<i>Leg Press Weight Lifted for Individuals and Average Between Caffeine and Placebo Trials</i> .....	18
Discussion .....	18
Muscular Power .....	19
Muscular Strength.....	20
Limitations .....	22
Conclusion .....	23
References.....	24
APPENDIX.....	31
APPENDIX A: IRB APPROVAL EMAIL .....	32
APPENDIX B: CAFFEINE QUESTIONNAIRE.....	33
APPENDIX C: WEEKLY EXERCISE QUESTIONNAIRE.....	36

## LIST OF TABLES

Table 1 .....	13
<i>Descriptive Characteristics of Participants</i> .....	13
Table 2 .....	14
<i>Differences in Placebo vs. Caffeine Conditions in Measures of Performance Responses</i> .....	14

## LIST OF FIGURES

Figure 1 .....	15
<i>Countermovement Jump Height for Individuals and Average Between Caffeine and Placebo trials</i> .....	15
<i>Squat Jump Height for Individuals and Average Between Caffeine and Placebo Trials</i> .....	15
Figure 3 .....	16
<i>Maximum Countermovement Jump Height for Individuals and Average Between Caffeine and Placebo Trials</i> .....	16
Figure 4 .....	17
<i>Maximum Squat Jump Height for Individuals and Average Between Caffeine and Placebo Trials</i> .....	17
Figure 5 .....	17
<i>Bench Press Weight Lifted for Individuals and Average Between Caffeine and Placebo Trials</i> .....	17
Figure 6 .....	18
<i>Leg Press Weight Lifted for Individuals and Average Between Caffeine and Placebo Trials</i> .	18

## Introduction

### Overview of Caffeine

Caffeine is a commonly used ergogenic aid in athletes, especially after its removal from the banned substance list published by the World Anti-Doping Agency according to Del Coso, Muñoz, and Muñoz-Guerra (2011). Caffeine is a popular ergogenic aid due to the beneficial effects including but not limited to an increase of alertness, concentration, and energy (Nehlig, 2018). The International Society of Sports Nutrition stance on caffeine dosage to enhance exercise and sports performance is consuming it in low to moderate doses of 3-6 mg·kg<sup>-1</sup>, but doses 9 mg·kg<sup>-1</sup> or greater have been seen to have no added benefit (E. R. Goldstein et al., 2010). Caffeine has been shown to provide ergogenic benefits for aerobic endurance, muscular strength, muscular endurance, and anaerobic power, but the aerobic endurance studies hold a higher effect size (Grgic et al., 2019). The best dosage of caffeine to increase muscular strength and anaerobic performance is yet to be determined.

While the effects of caffeine on aerobic endurance have been well documented, there are fewer studies related to its impact on anaerobic performance, such as muscular strength and power. Suchomel, Nimphius, & Stone, 2016, who conducted a meta-analysis on muscular strength in athletic performance, found that in athletes with more muscular strength, there was an association with higher rate of force development, external mechanical power, and specific sport skill performance, as well as there being a reduced risk of injury. A proposed mechanism by which caffeine enhances muscular performance is the increase of calcium release from the ryanodine receptor of the sarcoplasmic reticulum in the muscle cell, which could create more force being generated by the muscle (Penner, Neher, Takeshima, Nishimura, & Numa, 1989).

Duncan, Stanley, Parkhouse, Cook, & Smith Duncan, Stanley, Parkhouse, Cook, and Smith (2013) found that a  $5 \text{ mg}\cdot\text{kg}^{-1}$  dose of caffeine reduced pain perception and rate of perceived exertion (RPE) during the bench press, prone row, back squat, and deadlift for experienced lifters. The reduction of pain perception could be caused by caffeine's ability to block the adenosine receptors that control pain (Sawynok, 1998). The reduction of RPE could be caused by several factors, with the lowered pain perception being one of them (Doherty & Smith, 2005). However, in a meta-analysis done by Grgic et al. (2019) the results are inconclusive due to methodological differences in measuring RPE and pain perception during exercise after caffeine ingestion. While the exact mechanisms are not fully understood, evidence suggests that caffeine has the potential to improve muscular strength and power.

### **Caffeine and Muscular Strength**

In the area of muscular strength, results on if caffeine impacts upper and lower body strength are conflicting, especially with different exercises. Grgic and Mikulic (2017) found no significant increases for upper body strength during the bench press in resistance trained men with  $6 \text{ mg}\cdot\text{kg}^{-1}$  of caffeine, but they found a 2.8% increase in lower body strength during the back squat, suggesting it was due to decreases in RPE. Another study that used the barbell back squat found a 3.46% increase in performance when trained males ingested 75 mg of caffeine gel (Martin, 2015). Arazi, Dehlavinejad, and Gholizadeh (2016) found an increase in both upper and lower body strength for male novice body builders with  $6 \text{ mg}\cdot\text{kg}^{-1}$  of caffeine during the bench press and leg press. However, Astorino, Rohmann, and Firth (2008) did not find any significant differences between the  $6 \text{ mg}\cdot\text{kg}^{-1}$  caffeine dose and placebo during either lower or upper body strength for the bench press and leg press in resistance trained men. In their meta-analysis, Warren, Park, Maresca, McKibans, and Millard-Stafford (2010), reported that caffeine enhances

lower body maximal voluntary contraction (MVC) strength for the knee extensors but not in other muscle groups. The results from the Grgic, Trexler, Lazinec, and Pedisic (2018) meta-analysis are contrasting to the Warren et al. (2010) meta-analysis because they found that caffeine increases upper body strength, not lower body strength. While the effects of caffeine on muscular strength are still not clear between upper and lower body exercises, most of the research done with muscular power saw improvements with caffeine supplementation.

### **Caffeine and Muscular Power**

In terms of muscular power, caffeine has ergogenic effect on improving performance on countermovement jump (CMJ) in various types of athletes with caffeine doses ranging from 3-6 mg·kg<sup>-1</sup> of body weight (Bloms, Fitzgerald, Short, & Whitehead, 2016; Diaz-Lara et al., 2016; Foskett, Ali, & Gant, 2009; Gant, Ali, & Foskett, 2010). Bloms et al. (2016) was the only author who investigated squat jump (SJ), found an increase in jump height in both CMJ and SJ with the 5 mg·kg<sup>-1</sup> caffeine pill for both male and female athletes. They determined that time to half-peak force was improved for squat jump (SJ), while peak force was improved for the countermovement jump. In addition, Bloms et al. (2016) reported that caffeine improved results for 44% of women, and 56% of men for the SJ. For the countermovement jump, caffeine improved results for 68% of men and 33% of women. Based on their data, more men were responders to caffeine than women (Bloms et al., 2016).

Taken together, caffeine is seen as an effective ergogenic aid for measures of muscular performance. However, much of the research either solely uses males (Arazi et al., 2016; Astorino et al., 2008; Grgic & Mikulic, 2017) or mixes the gender sample (Bloms et al., 2016;

Duncan et al., 2013; Sabblah, Dixon, & Bottoms, 2015). As such, there is limited evidence for caffeine's effects on muscular strength and power in females.

### **Effects of Caffeine on Females**

Only two known studies have been conducted solely using females in the area of muscular strength, endurance, and power. Ali, O'Donnell, Foskett, and Rutherford-Markwick (2016) examined muscular strength and power for knee flexors and extensors as well as a countermovement jump in females who played team sports. An isokinetic dynamometer was used for participants to perform five concentric and eccentric contractions of the knee flexors and extensors at  $30^\circ$  per second as well as isometric contractions at  $75^\circ$ , all with little to no rest in order to determine leg strength and power. For the countermovement jump, a jump mat was used to get the participant's jump height, which was later put into a power equation to estimate leg power. The authors found that a dose of  $6 \text{ mg}\cdot\text{kg}^{-1}$  of caffeine increased muscular strength for the knee flexors, but it had no effect on muscular strength for the knee extensors (Ali et al., 2016). When they examined muscular power, there was a significant effect of caffeine on eccentric knee flexor and extensor contractions, but it had no effect on concentric contractions. In addition, there was no effect of caffeine on countermovement jump height (Ali et al., 2016). Goldstein, Jacobs, Whitehurst, Penhollow, and Antonio (2010) used resistance trained females that could bench press 70% of their body weight, and they looked at muscular strength and endurance using a bench press test. After ingesting  $6 \text{ mg}\cdot\text{kg}^{-1}$  of caffeine, the participants had an increase from  $52.1 \pm 11.7 \text{ kg}$  with the placebo to  $52.9 \pm 11.1 \text{ kg}$  with the caffeine supplement in 1-RM bench press ( $\sim 1.5\%$ ), but there were no significant effects of caffeine on muscular endurance. More studies need to be conducted to determine how caffeine may affect resistance exercises for

females. In addition, more research is needed to determine how alternate forms of caffeine, besides relative doses of anhydrous caffeine, can affect females.

### **Administration of Caffeine**

Much research relating to the ergogenic benefits of caffeine has been done in the form of anhydrous caffeine through relative dosing based on body weight (Ali et al., 2016; Arazi et al., 2016; Astorino et al., 2008; Bloms et al., 2016; Diaz-Lara et al., 2016; Duncan et al., 2013; E. R. Goldstein et al., 2010; Grgic & Mikulic, 2017). However, methods of administering caffeine, such as coffee, energy drinks, caffeine rinses, energy bars, caffeine gels, and gum, have limited evidence supporting their value to enhance performance. These alternate forms of caffeine have not been widely studied when looking at measures of muscular strength and power. Alternate forms of caffeine with absolute doses compared to relative doses can be more reflective of real-world situations, making them more practical. Using an absolute dose of caffeine would be more convenient to use, rather than having to measure out a dose that is relative to body weight in situations like sporting events or before the gym. Caffeine gum is an alternate form that provides a low dose of caffeine, which can be useful to even the average person to remedy sleep deprivation and fatigue. The caffeine from the gum is absorbed by the buccal cavity, as opposed to absorption in the gut, which means there is an immediate effect, opposed to caffeine pills that take about an hour to take effect (Kamimori et al., 2002). After 5 minutes of chewing, approximately 85% of the caffeine is released (Novum, 1997). The caffeine level in the blood begins to show a significant increase at about 15 minutes after administration compared to the caffeine pill, which does not begin to show a large increase in levels until about 45 minutes after administration (Kamimori et al., 2002). Doses of 100 mg or 200 mg of caffeine gum, which is either 1 or 2 pieces for Stay Alert® gum (Amurol Confectioners, Yorkville, IL), can sustain



caffeine levels in the blood as long as it is administered every two hours, which means that exercise performance could be sustained (Syed, Kamimori, Kelly, & Eddington, 2005).

Many of the studies that have been done with caffeine gum look at its effects on endurance and power. Lane et al. (2013) used male and female cyclists and triathletes to test time trial performance on a cycle ergometer, meant to simulate the London Olympic Games course. After they were given a dose of Stay Alert® gum (Amurol Confectioners, Yorkville, IL) that was equal to about  $3 \text{ mg}\cdot\text{kg}^{-1}$  of body weight, mean power output and completion time was improved for both sexes (Lane et al., 2013). Evans et al., 2018 examined repeated sprint performance during a 40-meter shuttle run test in male team sport players, where sprints were repeated 10 times, giving only a 30 second interval between each sprint. The authors found that only the low caffeine consumers ( $<40 \text{ mg/day}$ ) had a reduction in fatigue after chewing 200 mg of Military Energy Gum® (MarketRight Inc.; Plano, Illinois) (Evans et al., 2018). C. D. Paton, Lowe, and Irvine (2010) also looked at the effect of caffeine gum on fatigue as well as hormone response in male cyclists. Participants did high intensity interval training sessions on a cycle ergometer, where they completed 4 sets of 30-second-long sprints (repeated 5 times each set), separated by 30 second rest periods. The authors found that after ingesting 6 pieces of Jolt® caffeine energy gum (Gum Runners; Hackensack, NJ, USA), equal to 240 mg of caffeine, the participants had reduced fatigue, which was associated with an increase in testosterone (C. D. Paton et al., 2010). Paton, Costa, & Guglielmo (2015) investigated time trial performance in male and female cyclists during 30-kilometer sprints, including sprinting at maximal effort for 0.2 kilometers every 10 kilometers. They found that with a moderate dose of caffeine,  $3\text{-}4 \text{ mg}\cdot\text{kg}^{-1}$  of body weight or 2-3 pieces of Stay Alert® gum, mean and sprint power during the last 10 kilometers was improved, which was most likely due to the increase in heart rate and blood lactate, meaning

that the nervous system was activated. They also found a time difference above 5 minutes for endurance performance between placebo and caffeine trials (C. Paton, Costa, & Guglielmo, 2015). Ryan et al. (2013) found improvements in time to completion during a time trial in male cyclists after administering 300 mg of Stay Alert® caffeine gum 5 minutes before performance. In contrast, Ryan et al. (2012) reported that after physically active men were given caffeine, a 200 mg dose did not improve performance in a time to exhaustion cycling protocol. Dittrich, Serpa, Lemos, De, & Guglielmo, 2019 examined exercise tolerance and neuromuscular responses in the knee extensors specifically. The authors used well-trained runners, testing their time to exhaustion at submaximal intensity on a treadmill after ingesting 300 mg of Stay Alert® caffeine gum. They assessed neuromuscular fatigue of the knee extensors before and after the time to exhaustion test (Dittrich et al., 2019). The authors found that the caffeine gum enhanced exercise tolerance by 18%, but this was not due to different neuromuscular responses between caffeine and placebo trials (Dittrich et al., 2019). Countermovement jump performance was enhanced in male athletes after a small dose 200 mg of the caffeine gum (Ranchordas et al., 2019; Ranchordas, King, Russell, Lynn, & Russell, 2018). Ranchordas et al. (2019) used male rugby players and had them perform 3 countermovement jumps, the Illinois agility test, and the Yo-Yo IR-2 test. Countermovement jump was enhanced by 3.6%, performance on the Yo-Yo IR-2 test was improved by 14.5%, and fatigue index was lower during the Illinois agility test for the caffeine gum (Superfast Energy Gum™; Rotherham, UK) trial (Ranchordas et al., 2019). Ranchordas et al. (2018) investigated the effects of caffeine gum on male soccer players and had them perform similar tests (the countermovement jump, 20-meter sprint, and the Yo-Yo IR-1 test). After chewing caffeine gum (Military Energy Gum-Stay Alert; Chicago, Illinois) countermovement jump height was improved by 2.2%, 2.0% more distance was covered on the

Yo-Yo IR-1 test, but sprint performance was not improved. When 100 mg of Stay Alert® caffeine gum was given to male and female collegiate track and field athletes during a morning performance, distance for the shot-put throws were improved during the first 3 attempts out of 6 only, with a mean difference of 4.7% between caffeine and placebo trials (Bellar et al., 2012). Taken together there is a scarcity of data on caffeine gum and how it affects muscular power. There are no known studies on the effects of caffeine gum on muscular strength specifically. More importantly, there is no research on how caffeine gum may affect muscle strength and power in female participants

## **Purpose**

There are conflicting results in the scientific literature on how muscular strength and power is affected by caffeine, with a clear lack of data on its efficacy on females. In terms of using an alternative absolute dose of caffeine gum, few studies have done this, and none of them looked at any aspects of muscular strength. Therefore, the purpose of this study was to determine the effects of a 200 mg dose caffeine gum on muscular strength and muscular power in active females. Based on previous research, it was hypothesized that caffeine gum would increase performance on the 1-RM bench press and leg press tests as well as the countermovement and squat jump height tests.

## **Methods**

### **Subjects**

Nineteen recreationally active females, 18-40 years old, from a southeastern university were recruited for the study. The women participated in a minimum of 150 minutes of moderate

intensity activity or 75 minutes of vigorous intensity activity per week. Participants were excluded if they had any upper or lower body musculoskeletal injuries, or if they were pregnant. Participants were also excluded if they had any known caffeine sensitivities. Prior to data collection, this study was approved by the Institutional Review Board (IRB). Participants completed an informed consent before beginning the study.

## **Study Design**

The study was a double-blind, randomized, crossover design to investigate the effects of caffeine gum ingestion on jump height and bench and leg press 1-RM testing. Participants attended 3 sessions held at least 72 hours apart. The first trial was familiarization session, and the other 2 trials were the experimental trials with the administration of caffeine gum and placebo gum in a randomized order. Sessions were the same time of day for each participant. Participants were instructed not to consume food or beverages other than water 3 hours before testing during the 2 experimental trial days. The participants chose the time of day for both experimental trial days based on their availability and preference. Participants abstained from caffeinated food and beverages after 6 pm the day before testing to reduce withdrawal symptoms during the 2 experimental trials (Duncan et al., 2013). Strenuous exercise was avoided 24 hours before each trial. The participants were asked to keep a dietary log, including all food and drinks, using the MyFitnessPal app (MyFitnessPal, 2015) 24 hours before each experimental trial to make sure they kept track of caffeine intake.

## **Procedures**

Treatment order was randomly assigned. Participants received the placebo gum during one experimental trial and caffeine gum (Military Energy Gum©, cinnamon flavor, Market

Right, Inc.; Plano, Illinois, United States of America) for the other trial. Military Energy Gum© was originally made for the military to use readily in the field to reduce fatigue. Two pieces containing 100 mg of caffeine each for the caffeine trial or 2 pieces of similar shape and color placebo gum (Epic©, cinnamon flavor, Epic Dental LLC; Murray, Utah) were chewed for 5 minutes, expectorated, then participants sat for 10 minutes before the warm-up. Each trial was separated by at least 72 hours, making sure the participant did not have muscle soreness the day of each trial (Spanidis et al., 2018).

### *First Visit.*

On the first visit, participants completed the consent form, PAR-Q, and self-made questionnaires about resistance training habits and current caffeine consumption and sensitivities. Participants used an online resource to estimate the amount of caffeine in their specific brands of coffee, coffee drinks or other caffeinated products (caffeineinformer.com). Their height was measured with a Seca stadiometer (Seca®; Hamburg, Germany) to the nearest 0.5 cm, and weight was measured with a Prodoc Detecto scale (Detecto®; Webb City, Missouri) to the nearest 0.5kg.

Participants were then familiarized with how to perform both squat and countermovement jumps on the force plate. For the squat jump (SJ), participants were asked to start in a squatted position, pause for 3 seconds, then jump while keeping hands on the hips; for the countermovement jump (CMJ) participants were asked to jump as high as possible without pause while keeping the hands on the hips (Bloms et al., 2016).

After familiarization of the SJ and CMJ, the subjects received instructions on how to perform a 1-RM test for the bench press and leg press. ACSM procedures were used while

administering the 1-RM test (Gibson, Wagner, & Heyward, 2018). First a warm-up was completed with 5 to 10 repetitions at 40-60% of their 1-RM. After they rested for 1 minute, they did 3-5 repetitions at 60-80% of their estimated 1-RM. They then rested for 2 minutes before the 1-RM attempt was made. If the attempt was not their maximum, 2 minutes of rest were given, then weight was increased in increments of 5-10% for the bench press and 10-20% for the leg press.

### ***Second and Third Visits.***

During the next 2 visits, participants entered the laboratory and were seated for approximately 5 minutes. Resting heart rate was recorded using a Zephyr Bioharness (Medtronic; Annapolis, MD). Resting blood pressure was taken manually with a palm aneroid sphygmomanometer (American Diagnostic Corporation; Hauppauge, NY). Subjects were then given either the caffeine or placebo gum and instructed to chew it for 5 minutes while sitting. After expectorating the gum, the participants sat for 10 minutes, then heart rate and blood pressure were recorded again with the same instruments used for resting. Next, participants did a dynamic flexibility warm-up before the jumps. The warm-up consisted of a 5-minute brisk walk or light jog on the treadmill at 4.0 mph and dynamic stretching exercises (walking lunges, squats with overhead arm reach, front and back leg swings, and forward and backwards arm circles) for 10 repetitions each. Participants then performed 1 practice jump and 3 measured jumps of the SJ and CMJ with the AMTI Force and Motion force plate (AMTI®; Watertown, Massachusetts). The average (Avg) jump height of the 3 jumps for each technique was recorded. The average of the three jumps as well as the highest (Max) of the three jumps were analyzed due to previous studies that have used both. Rate of perceived exertion (RPE), using the 6-20 scale, (Borg, 1982), and pain perception (PP), using the 0-10 scale, (Cook, O'connor, Oliver, & Lee, 1998) was

recorded after the completion of each of the jump techniques within 5 seconds after completion (Grgic & Mikulic, 2017). A prompt of “how do you feel now” was given. However, this prompt seemed to be confusing for many participants. Even though the participants were familiarized with the RPE and PP scales, many of them were unsure on how to answer, and therefore, the data was not used in the final analysis. Heart rate was also recorded after each of the jump techniques. Upon completion of the SJ and CMJ, participants completed 1-RM testing with the Hammer Strength brand leg press machine and bench press (Hammer Strength®; Falmouth, Kentucky). Bench press 1-RM was performed first to allow the lower body to rest after the jump testing. ACSM protocols were followed again for the testing (Gibson et al., 2018). Five minutes of rest was given between 1-RM tests. RPE and PP were recorded within 5 seconds after the completion of the 1-RM bench press and 1-RM leg press. Heart rate and blood pressure were recorded after each of the 1-RM tests.

### **Statistical Analysis**

Data was analyzed using SPSS version 26.0 (IBM, Armonk, NY, USA). Descriptive statistics were expressed as mean values  $\pm$  SDs. Normality was assessed for the main dependent variables (CMJ, SJ, 1RM BP, and 1RM LP) with the Shapiro-Wilk test. Paired t-tests were used to compare caffeine and placebo gum conditions. In all cases, a p-value less than 0.05 was declared statistically significant. Effect sizes were calculated for all dependent variables using Cohen’s d using values of 0.2 as small, 0.5 as moderate, and 0.8 as large effects (Cohen, 1988).

### **Results**

One female was excluded from all analyses due to her daily consumption of coffee being over 600 mg. Two more subjects were excluded from the analysis of CMJ and SJ due to

technical errors of the equipment used. The dose of 200 mg of caffeine was equivalent to an average of  $3.19 \text{ mg}\cdot\text{kg}^{-1}$  of participants' body weight of 62.5 kg. Participants characteristics is presented in Table 1. The impact of caffeine on the strength and jump variables is presented in Table 2, with a significant difference between the placebo and caffeine trial observed in the Max SJ ( $p < 0.05$ ). Figures 1-6 show the individual differences versus the average differences between caffeine and placebo trials for the dependent variables (Avg CMJ and SJ, Max CMJ and SJ, 1-RM BP, and 1-RM LP). Max SJ was the only significant difference found between caffeine and placebo trials ( $p = 0.04$ ). 56% of participants were caffeine responders for CMJ, SJ, and Max SJ. 63% of participants were caffeine responders for Max CMJ, 39% for BP, and 50% for LP.

**Table 1**

*Descriptive Characteristics of Participants (N = 18)*

Variable	Mean $\pm$ SD
Age (y)	23.7 $\pm$ 4.2
Height (cm)	161.6 $\pm$ 6.8
Weight (kg)	62.5 $\pm$ 10.8
BMI ( $\text{kg}/\text{m}^2$ )	23.9 $\pm$ 3.3
Caffeine Consumption per Day (mg)	187.7 $\pm$ 129.2
Days per Week Consumed	4.4 $\pm$ 3.0



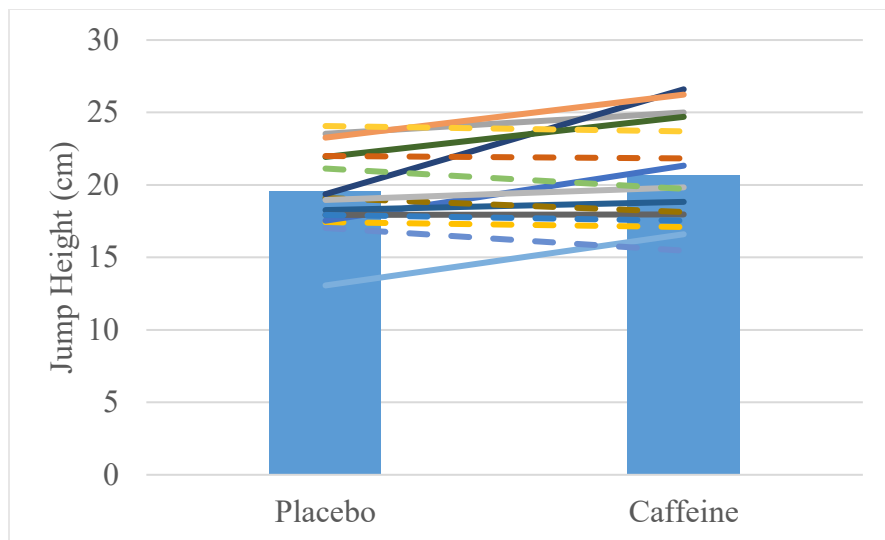
**Table 2**

*Differences in Placebo vs. Caffeine Conditions in Measures of Performance Responses*

Measure	Placebo (mean $\pm$ SD)	Caffeine (mean $\pm$ SD)	Change from Placebo (95% CI)	<i>P</i> - Value	ES
Avg CMJ (cm)	19.53 $\pm$ 2.92	20.66 $\pm$ 3.62	1.12 (-0.13, 2.39)	0.07	0.47
Avg SJ (cm)	18.67 $\pm$ 2.90	19.70 $\pm$ 4.00	1.02 (-0.10, 2.15)	0.07	0.48
Max CMJ (cm)	20.64 $\pm$ 3.17	21.58 $\pm$ 3.77	0.93 (-0.15, 2.03)	0.08	0.45
Max SJ (cm)	20.31 $\pm$ 3.04	21.40 $\pm$ 4.00	1.09 (-0.006, 2.18)	0.04*	0.53
1RM BP (kg)	41.32 $\pm$ 14.10	42.08 $\pm$ 13.70	0.75 (-6.62, 20.23)	0.08	0.43
1RM LP (kg)	208.24 $\pm$ 79.13	215.05 $\pm$ 75.15	6.80 (-0.10, 1.62)	0.30	0.25

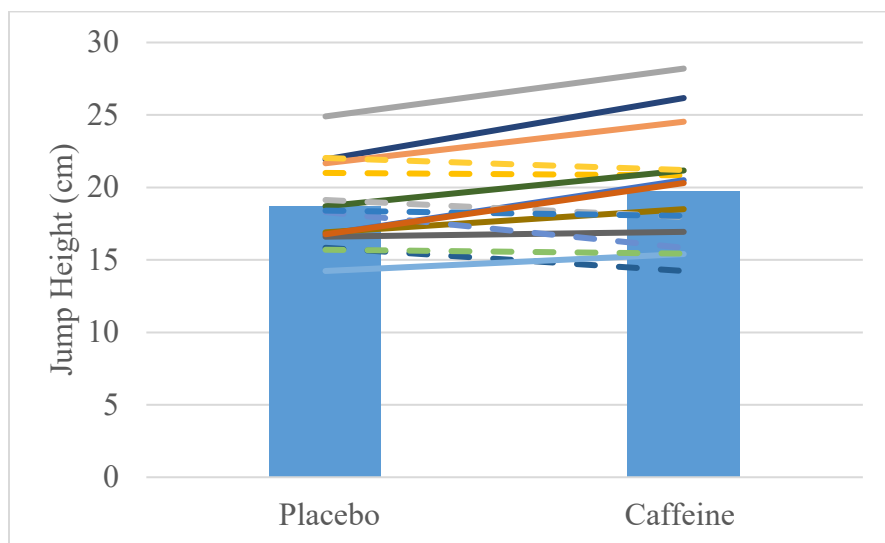
*Note: CMJ: countermovement jump; SJ: squat jump; 1RM: one-repetition maximum; BP: bench press; LP: leg press; Avg: average of 3 jumps; Max: highest of 3 jumps; n=16 for Avg CMJ, Avg SJ, Max CMJ and Max SJ; N=18 for 1RM bench press and 1RM leg press*

*\*Statistically significant difference between conditions.*



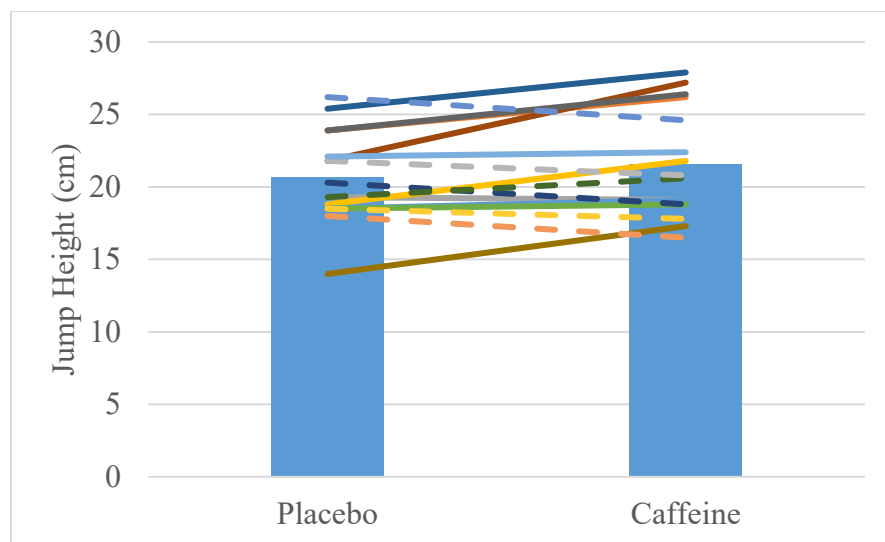
**Figure 1**

*Countermovement Jump Height for Individuals and Average Between Caffeine and Placebo trials*



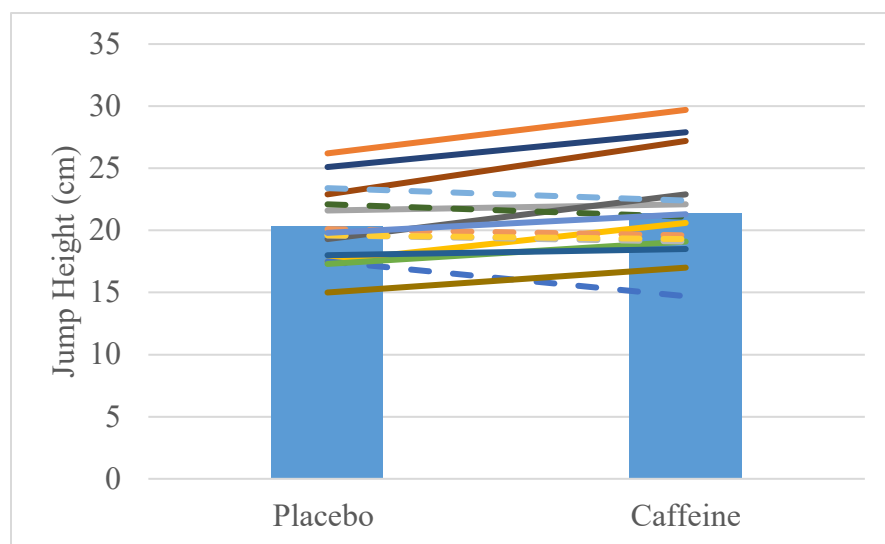
**Figure 2**

*Squat Jump Height for Individuals and Average Between Caffeine and Placebo Trials*



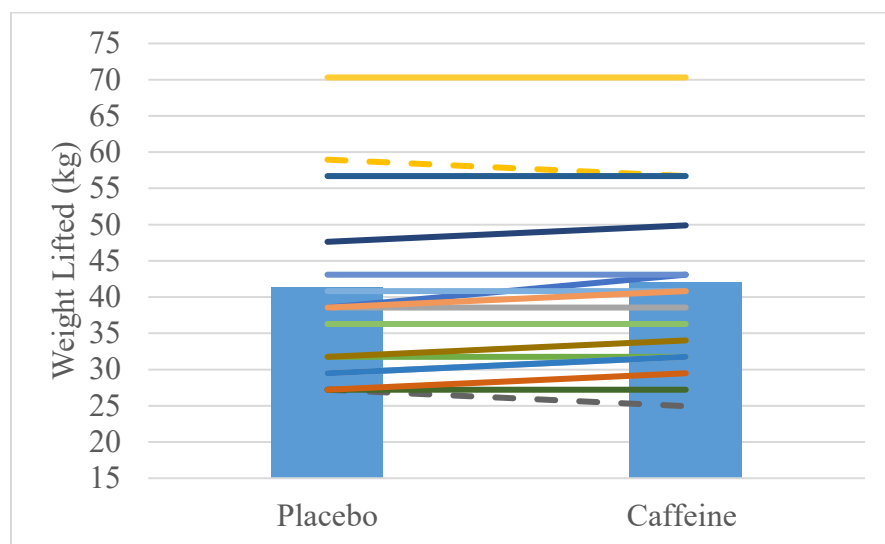
**Figure 3**

*Maximum Countermovement Jump Height for Individuals and Average Between Caffeine and Placebo Trials*

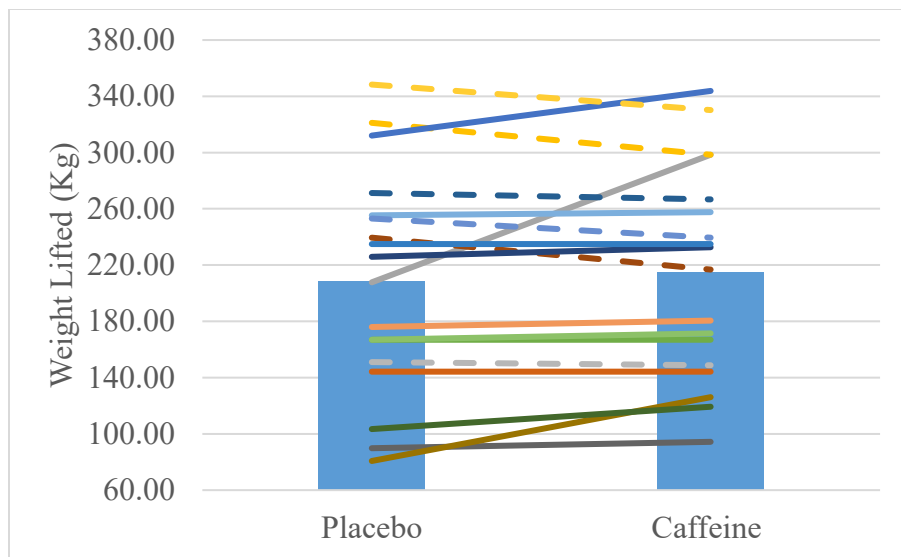


**Figure 4**

*Maximum Squat Jump Height for Individuals and Average Between Caffeine and Placebo Trials*

**Figure 5**

*Bench Press Weight Lifted for Individuals and Average Between Caffeine and Placebo Trials*



**Figure 6**

*Leg Press Weight Lifted for Individuals and Average Between Caffeine and Placebo Trials*

### Discussion

The purpose of this study was to determine the effects of a 200 mg dose of caffeine gum on muscular strength and power performance tests in recreationally active females. Caffeine did not significantly affect Avg CMJ, Avg SJ, Max CMJ, 1RM BP, or 1RM LP compared to the placebo trial. The findings disagree with previous studies where different forms of caffeine have been shown to improve muscular strength (Ali et al., 2016; Arazi et al., 2016; E. Goldstein et al., 2010; Grgic & Mikulic, 2017; Martin, 2015) and power (Ali et al., 2016; Bloms et al., 2016; Diaz-Lara et al., 2016; Foskett et al., 2009; Gant et al., 2010). Taken together, these results reject the initial hypothesis that caffeine would improve measures of muscular performance in active females.

## Muscular Power

Caffeine did not significantly improve Avg CMJ, Avg SJ, and Max CMJ. However, Max SJ was significantly different between placebo and caffeine conditions where caffeine enhanced the Max SJ 5.36% with a moderate effect size ( $d = 0.53$ ). A possible reason for the significant improvement in Max SJ compared to the other jumps could relate to the participants familiarity to the squat jump. However, Avg SJ was not significantly changed so it remains speculative as to why Max SJ improved. Norm-referenced values for jump data in athletes typically use the Vertec™, which is different from the methods used in our study, so the present study cannot compare with those norms. Contrary to the present study, Bloms et al. (2016) found a significant difference in jump height for SJ ( $5.4 \pm 6.5\%$ ) and CMJ ( $4.3 \pm 4.6\%$ ) in Division 1 collegiate athletes, consisting of 9 females and 16 males, after consuming  $5 \text{ mg}\cdot\text{kg}^{-1}$  of caffeine in pill form. Sixteen of the 25 participants were reported to not regularly consume caffeine, unlike the present study where only 3 participants were not regular consumers. Even though the authors used a force plate, the jump height was calculated with an equation using the vertical velocity of center of mass at takeoff squared divided by 2 times gravity, which is different from the methods in the present study. Therefore, we cannot compare the data accurately. However, while there was not a significant difference observed in most CMJ or SJ jumps in the current study, the percentage of improvement was comparable to Bloms et al. (2016) with a range of 4.5 to 5.3% improvement across all jumps. The present study was the first known study to test SJ height difference using caffeine gum, so there are no known studies to compare to using those same methods. Although, the CMJ height values were not significantly affected by the caffeine gum, there were larger improvements between the two conditions than in previous literature. Ranchordas et al. (2018) found that the caffeine gum significantly improved the CMJ height by 2.2% ( $d = 0.30$ ) for male

soccer players, and in a later study, Ranchordas et al. (2019) had a similar finding in male rugby players with an improved CMJ height of 3.6% ( $d = 0.22$ ). Both studies took the highest of the jumps and recorded it, so in the present study, the Max CMJ would compare. Although our results were not significant like theirs, Max CMJ was improved by 4.5% ( $d = 0.45$ ), which is a higher effect size than Ranchordas et al. (2019); (Ranchordas et al., 2018). The difference between their results and the present study could be due to the difference in gender, training status and sample size. The current study used females ( $N = 18$ ) while Ranchordas et al. (2019); Ranchordas et al. (2018) used all males ( $N = 10$ ;  $N = 17$ ). The difference on whether or not gender effects caffeine ergogenicity is still unclear as some studies have suggested that caffeine metabolizing speeds are different for females (Pickering & Grgic, 2019; Skinner et al., 2019). The slower metabolizing speed for caffeine consumption for females could mean that more wait time between caffeine administration and the start of exercise could benefit females. Another difference between the present study and Ranchordas et al., 2019 and Ranchordas et al. 2018 is the training status of their participants being athletes in soccer and rugby, while in the present study, the participants were recreationally active. Previous studies with endurance athletes have suggested that training status plays a factor in the ergogenic effects of caffeine; however this is inconclusive for power and strength athletes (Boyett et al., 2016; Grgic et al., 2018).

### **Muscular Strength**

Neither 1RM BP or 1RM LP had significant changes between the placebo and caffeine trials with only a 3.26% change for 1RM LP with a small effect size ( $d = 0.25$ ) and a 1.8% change for 1RM BP with a small effect size ( $d = 0.43$ ). Based on normative data from Brown and Miller (1998), which is used as female ACSM norms, the present study's average 1RM BP and 1RM LP would score "well above average" for both caffeine and placebo trials. This could be

because 61% of the women were resistance trained, skewing the Avg BP and Avg LP. When comparing to previous findings, there are no other studies that have looked at the effects of caffeine gum on BP and LP, so comparisons should be made to studies that have used other forms of caffeine. Similarly to the present study, Astorino et al. (2008) found no significant difference in 1RM BP or 1RM LP scores between placebo and caffeine trials after administering  $6 \text{ mg}\cdot\text{kg}^{-1}$  of anhydrous pharmaceutical grade caffeine to resistance trained men. The authors discuss that this could be due to variability in caffeine intake, body mass, and training status, which are the same issues in the present study. While the participants' body mass and training status are not comparable to the present study, we can compare the daily caffeine intake of participants. The average caffeine consumption for our participants was about 187 mg 4 days per week, with a minimum caffeine consumption of 0 mg and a maximum of 470 mg, which fall within the average American adult intake. Astorino et al. (2008) had an average caffeine intake of 110.5 mg 4.4 days per week, with minimum caffeine consumption of 0 mg and a maximum of 600 mg. In the present study, participants could have been habituated based on the proposed habituation thresholds (Filip, Wilk, Krzysztofik, & Del Coso, 2020). The participants in the present study were moderate caffeine consumers, which means an intake between 3 to 5.99  $\text{mg}\cdot\text{kg}^{-1}$  of caffeine daily, suggesting that they were habituated to the similar dose of caffeine they were given from the 200 mg of gum depending on their body weight (Filip et al., 2020). Although, in the present study, the participant who consumed 600 mg of caffeine daily was excluded, there is similar intake amounts between the two studies. McGuire (2014) with the Institute of Medicine found through a 24-hour recall study that the average daily amount of caffeine consumed by the average adult in America is between 121-215 mg, which is below the limit of 400 mg that is considered safe. The average daily intake of the current study is within



this range, so many of our participants seemed to be habituated to caffeine. Pickering and Grgic (2019) suggests that the habituation to caffeine can reduce its ergogenic affects, therefore, a higher dose of caffeine may be needed to see any effects on performance. Contrary to the present study, Arazi et al. (2016) found significant results with the 1RM LP and 1RM BP tests after male novice body builders ingested  $6 \text{ mg}\cdot\text{kg}^{-1}$  of caffeine inside gelatin capsules. The similar training status of the individuals could have been a factor in the results. As mentioned previously, the effect of training status on muscular strength is not well known (Arazi et al., 2016; Boyett et al., 2016; Grgic et al., 2018). In the only study done with females testing muscular strength, E. Goldstein et al. (2010) found that  $6 \text{ mg}\cdot\text{kg}^{-1}$  mixed into Propel Fitness Water enhanced strength for the barbell bench press in 15 resistance trained women. The BP score during the caffeine trial was  $52.9 \pm 11.7 \text{ kg}$  versus  $52.1 \pm 11.7 \text{ kg}$  during the placebo trial, which would be a 1.5% change, like the present study with a 1.8% change. These results are over 10 kg higher than the present study for both caffeine ( $42.08 \pm 13.70 \text{ kg}$ ) and placebo ( $41.32 \pm 14.10 \text{ kg}$ ), but our participants were not all resistance trained with the added qualification of being able to bench press 70% of their body weight. Again, compared to our study, the training status as well as the caffeine dosage was different because (E. Goldstein et al., 2010) used resistance trained females, and a caffeine dosage considered to be above average compared to the average American daily caffeine intake.

### **Limitations**

There were some potentials limitations to the study design that may have impacted the results. The absolute 200 mg dose may have not been enough to enhance muscular performance, particularly for those subjects with higher body weights. Even though it may have been too small of a dose, chewing caffeine gum is more practical than consuming a caffeine pill or a beverage

that could take up to an hour to see affects. It is useful in the athletic and exercise community where caffeine is becoming more common to increase performance. The present study may have lacked enough power and could have benefitted from having more participants to see a greater affect. However, the sample size was consistent and even larger than many other studies mentioned previously. Another potential limitation is the training status of all participants not being consistent. While all were active, some only trained aerobically while others were more resistance trained, which could have affected results of the 1RM LP and BP. The caffeine consumption habits of the participants may have also limited results, as most were regular caffeine users. However, given the widespread use of caffeine among the population, it is important to determine whether a specific dose of caffeine will enhance performance in those who regularly use caffeine. Future studies should test with bigger doses of caffeine gum, possibly 300 mg, to help determine its effectiveness.

### **Conclusion**

In conclusion, two pieces (200 mg) of caffeine gum were not enough to produce significant changes in muscular strength and power for active women. This is a novel finding as it is the first known investigation to examine the effects of caffeine gum and muscular strength and power in females. While Max SJ did significantly increase, other measures were not impacted significantly, but the percentage improvements from placebo to caffeine were like previous studies. Many participants responded positively to the treatment so more work is needed in this area. Future studies could examine different doses of caffeine gum or alter the time to absorption to determine any potential effects.

## References

- Ali, A., O'Donnell, J., Foskett, A., & Rutherford-Markwick, K. (2016). The influence of caffeine ingestion on strength and power performance in female team-sport players. *Journal of the International Society of Sports Nutrition*, 13(1), 46.
- Arazi, H., Dehlavinejad, N., & Gholizadeh, R. (2016). The acute effect of caffeine supplementation on strength, repetition sustainability and work volume of novice bodybuilders. *Turkish Journal of Kinesiology*, 2(3), 43-48.
- Astorino, T. A., Rohmann, R. L., & Firth, K. (2008). Effect of caffeine ingestion on one-repetition maximum muscular strength. *European journal of applied physiology*, 102(2), 127-132.
- Bellar, D. M., Kamimori, G., Judge, L., Barkley, J. E., Ryan, E. J., Muller, M., & Glickman, E. L. (2012). Effects of low-dose caffeine supplementation on early morning performance in the standing shot put throw. *European Journal of Sport Science*, 12(1), 57-61.
- Bloms, L. P., Fitzgerald, J. S., Short, M. W., & Whitehead, J. R. (2016). The effects of caffeine on vertical jump height and execution in collegiate athletes. *Journal of strength and conditioning research*, 30(7), 1855-1861.
- Borg, G. A. (1982). Psychophysical bases of perceived exertion. *Med sci sports exerc*, 14(5), 377-381.
- Boyett, J. C., Giersch, G. E., Womack, C. J., Saunders, M. J., Hughey, C. A., Daley, H. M., & Luden, N. D. (2016). Time of day and training status both impact the efficacy of caffeine for short duration cycling performance. *Nutrients*, 8(10), 639.

- Brown, D., & Miller, W. (1998). Normative data for strength and flexibility of women throughout life. *European journal of applied physiology and occupational physiology*, 78(1), 77-82.
- Cohen, J. (1988). Statistical power analysis for the behavioural sciences. In: Hillsdale, NJ: Erlbaum.
- Cook, D. B., O'connor, P. J., Oliver, S. E., & Lee, Y. (1998). Sex differences in naturally occurring leg muscle pain and exertion during maximal cycle ergometry. *International journal of neuroscience*, 95(3-4), 183-202.
- Del Coso, J., Muñoz, G., & Muñoz-Guerra, J. (2011). Prevalence of caffeine use in elite athletes following its removal from the World Anti-Doping Agency list of banned substances. *Applied physiology, nutrition, and metabolism*, 36(4), 555-561.
- Diaz-Lara, F. J., Del Coso, J., García, J. M., Portillo, L. J., Areces, F., & Abián-Vicén, J. (2016). Caffeine improves muscular performance in elite Brazilian Jiu-jitsu athletes. *European Journal of Sport Science*, 16(8), 1079-1086.
- Dittrich, N., Serpa, M. C., Lemos, E. C., De, R. L., & Guglielmo, L. G. A. (2019). Effects of Caffeine Chewing Gum on Exercise Tolerance and Neuromuscular Responses in Well-Trained Runners. *Journal of strength and conditioning research*.
- Doherty, M., & Smith, P. (2005). Effects of caffeine ingestion on rating of perceived exertion during and after exercise: a meta-analysis. *Scandinavian journal of medicine & science in sports*, 15(2), 69-78.
- Duncan, M. J., Stanley, M., Parkhouse, N., Cook, K., & Smith, M. (2013). Acute caffeine ingestion enhances strength performance and reduces perceived exertion and muscle pain

- perception during resistance exercise. *European Journal of Sport Science*, 13(4), 392-399.
- Evans, M., Tierney, P., Gray, N., Hawe, G., Macken, M., & Egan, B. (2018). Acute ingestion of caffeinated chewing gum improves repeated Sprint performance of team sport athletes with low habitual caffeine consumption. *International journal of sport nutrition and exercise metabolism*, 28(3), 221-227.
- Filip, A., Wilk, M., Krzysztofik, M., & Del Coso, J. (2020). Inconsistency in the Ergogenic Effect of Caffeine in Athletes Who Regularly Consume Caffeine: Is It Due to the Disparity in the Criteria That Defines Habitual Caffeine Intake? *Nutrients*, 12(4), 1087.
- Foskett, A., Ali, A., & Gant, N. (2009). Caffeine enhances cognitive function and skill performance during simulated soccer activity. *International journal of sport nutrition and exercise metabolism*, 19(4), 410-423.
- Gant, N., Ali, A., & Foskett, A. (2010). The influence of caffeine and carbohydrate coingestion on simulated soccer performance. *International journal of sport nutrition and exercise metabolism*, 20(3), 191-197.
- Gibson, A. L., Wagner, D., & Heyward, V. (2018). *Advanced Fitness Assessment and Exercise Prescription, 8E: Human kinetics*.
- Goldstein, E., Jacobs, P. L., Whitehurst, M., Penhollow, T., & Antonio, J. (2010). Caffeine enhances upper body strength in resistance-trained women. *Journal of the International Society of Sports Nutrition*, 7(1), 18.

- Goldstein, E. R., Ziegenfuss, T., Kalman, D., Kreider, R., Campbell, B., Wilborn, C., . . . Graves, B. S. (2010). International society of sports nutrition position stand: caffeine and performance. *Journal of the International Society of Sports Nutrition*, 7(1), 5.
- Grgic, J., Grgic, I., Pickering, C., Schoenfeld, B. J., Bishop, D. J., & Pedisic, Z. (2019). Wake up and smell the coffee: caffeine supplementation and exercise performance—an umbrella review of 21 published meta-analyses. *British journal of sports medicine*, bjsports-2018-100278.
- Grgic, J., & Mikulic, P. (2017). Caffeine ingestion acutely enhances muscular strength and power but not muscular endurance in resistance-trained men. *European Journal of Sport Science*, 17(8), 1029-1036.
- Grgic, J., Trexler, E. T., Lazinica, B., & Pedisic, Z. (2018). Effects of caffeine intake on muscle strength and power: a systematic review and meta-analysis. *Journal of the International Society of Sports Nutrition*, 15(1), 11.
- Kamimori, G. H., Karyekar, C. S., Otterstetter, R., Cox, D. S., Balkin, T. J., Belenky, G. L., & Eddington, N. D. (2002). The rate of absorption and relative bioavailability of caffeine administered in chewing gum versus capsules to normal healthy volunteers. *International journal of pharmaceutics*, 234(1-2), 159-167.
- Lane, S. C., Hawley, J. A., Desbrow, B., Jones, A. M., Blackwell, J. R., Ross, M. L., . . . Burke, L. M. (2013). Single and combined effects of beetroot juice and caffeine supplementation on cycling time trial performance. *Applied physiology, nutrition, and metabolism*, 39(9), 1050-1057.
- Martin, J. (2015). *Does Caffeine ingestion prior to high intensity exercise act as an ergogenic aid in sporting performance in male athletes?* , Cardiff Metropolitan University,

- McGuire, S. (2014). Institute of Medicine. 2014. Caffeine in Food and Dietary Supplements: Examining Safety—Workshop Summary. Washington, DC: The National Academies Press, 2014. In: Oxford University Press.
- Nehlig, A. (2018). Interindividual differences in caffeine metabolism and factors driving caffeine consumption. *Pharmacological reviews*, 70(2), 384-411.
- Novum, I. (1997). Relative bioavailability of caffeine chewing gum pieces vs. No-Doz Tablets (Study 96.09018). *Yorkville, IL: Amurol Confections Company*.
- Paton, C., Costa, V., & Guglielmo, L. (2015). Effects of caffeine chewing gum on race performance and physiology in male and female cyclists. *Journal of sports sciences*, 33(10), 1076-1083.
- Paton, C. D., Lowe, T., & Irvine, A. (2010). Caffeinated chewing gum increases repeated sprint performance and augments increases in testosterone in competitive cyclists. *European journal of applied physiology*, 110(6), 1243-1250.
- Penner, R., Neher, E., Takeshima, H., Nishimura, S., & Numa, S. (1989). Functional expression of the calcium release channel from skeletal muscle ryanodine receptor cDNA. *FEBS letters*, 259(1), 217-221.
- Pickering, C., & Grgic, J. (2019). Caffeine and exercise: what next? *Sports Medicine*, 1-24.
- Ranchordas, M., Pratt, H., Parsons, M., Parry, A., Boyd, C., & Lynn, A. (2019). Effect of caffeinated gum on a battery of rugby-specific tests in trained university-standard male rugby union players. *Journal of the International Society of Sports Nutrition*, 16(1), 17.
- Ranchordas, M. K., King, G., Russell, M., Lynn, A., & Russell, M. (2018). Effects of caffeinated gum on a battery of soccer-specific tests in trained university-standard male soccer players. *International journal of sport nutrition and exercise metabolism*, 28(6), 629-634.

- Ryan, E. J., Kim, C.-H., Fickes, E. J., Williamson, M., Muller, M. D., Barkley, J. E., . . .
- Glickman, E. L. (2013). Caffeine gum and cycling performance: a timing study. *The Journal of Strength & Conditioning Research*, 27(1), 259-264.
- Ryan, E. J., Kim, C.-H., Muller, M. D., Bellar, D. M., Barkley, J. E., Bliss, M. V., . . . Macander, D. (2012). Low-dose caffeine administered in chewing gum does not enhance cycling to exhaustion. *The Journal of Strength & Conditioning Research*, 26(3), 844-850.
- Sabblah, S., Dixon, D., & Bottoms, L. (2015). Sex differences on the acute effects of caffeine on maximal strength and muscular endurance. *Comparative Exercise Physiology*, 11(2), 89-94.
- Sawynok, J. (1998). Adenosine receptor activation and nociception. *European journal of pharmacology*, 347(1), 1-11.
- Skinner, T. L., Desbrow, B., Arapova, J., Schaumberg, M. A., Osborne, J., Grant, G. D., . . .
- Leveritt, M. D. (2019). Women experience the same ergogenic response to caffeine as men. *Med. Sci. Sports Exerc*, 51, 1195-1202.
- Spanidis, Y., Stagos, D., Papanikolaou, C., Karatza, K., Theodosi, A., Veskoukis, A. S., . . .
- Jamurtas, A. Z. (2018). Resistance-trained individuals are less susceptible to oxidative damage after eccentric exercise. *Oxidative medicine and cellular longevity*, 2018.
- Suchomel, T. J., Nimphius, S., & Stone, M. H. (2016). The importance of muscular strength in athletic performance. *Sports medicine*, 46(10), 1419-1449.
- Syed, S. A., Kamimori, G. H., Kelly, W., & Eddington, N. D. (2005). Multiple dose pharmacokinetics of caffeine administered in chewing gum to normal healthy volunteers. *Biopharmaceutics & drug disposition*, 26(9), 403-409.



Warren, G. L., Park, N. D., Maresca, R. D., McKibans, K. I., & Millard-Stafford, M. L. (2010).

Effect of caffeine ingestion on muscular strength and endurance: a meta-analysis.

*Medicine & Science in Sports & Exercise*, 42(7), 1375-1387.

**APPENDIX**

**APPENDIX A: IRB APPROVAL EMAIL**

CSU IRB <irb@columbusstate.edu>

Wed, Nov 13,

2019, 9:40 AM

to me, Clayton, CSU, Institutional

Institutional Review Board  
Columbus State University

Date: 11/13/2019

Protocol Number: 20-021

Protocol Title: Effect of Caffeine Gum on Muscular Power and Strength

Principal Investigator: Lindsay Montgomery

Co-Principal Investigator: Clayton Nicks

Dear Lindsay Montgomery:

Representatives of the Columbus State University Institutional Review Board have reviewed your research proposal identified above. It has been determined that the research project poses minimal risk to subjects and qualifies for expedited review under 45 CFR 46.110. Approval is granted for the research project.

Please note any changes to the protocol must be submitted in writing to the IRB before implementing the change(s). Any adverse events, unexpected problems, and/or incidents that involve risks to participants and/or others must be reported to the Institutional Review Board at [irb@columbusstate.edu](mailto:irb@columbusstate.edu) or (706) 507-8634.

If you have further questions, please feel free to contact the IRB.

Sincerely,  
Manasa Mamidi, Graduate Assistant

Institutional Review Board  
Columbus State University

## APPENDIX B: CAFFEINE QUESTIONNAIRE

Participant # (for researcher): \_\_\_\_\_

Date of Birth: \_\_\_\_\_

### Caffeine Consumption Questionnaire

Log on to [www.caffeineinformer.com](http://www.caffeineinformer.com) and click on “caffeine levels” to search your specific caffeinated beverages. Please answer based on what you eat and drink in the *typical* day. Indicate below the amount of caffeine in 1 serving of the beverage or food, the serving size, and how many

<b>Beverages</b>	<b>Brand/ Drink</b>	<b>Serving Size</b>	<b># of servings consumed</b>	<b>Total caffeine amount</b>
Coffee				
Decaf Coffee				
Tea				
Caffeinated Soda				

Cocoa				

<b>Edibles</b>	<b>Brand</b>	<b>Serving Size</b>	<b># of servings</b>	<b>Total caffeine amount</b>
Chocolate candy bar				
Chocolate desserts				
Caffeinated Candy/ Gums				
Pre-workout Supplements/ drinks				

Medications	# of servings consumed	Total caffeine amount
Anacin (32 mg)		35
Appetite-control pills (100-200mg)		
Dristan (16mg)		
Excedrin (65mg)		
Midol (120mg)		
NoDoz (200mg)		
Triminicin (30mg)		
Vanquish (33mg)		
Vivarin (200mg)		
Cafergot (100mg)		
Fiorinal (40mg)		
Other		

---

Total daily caffeine consumption: \_\_\_\_\_

## APPENDIX C: WEEKLY EXERCISE QUESTIONNAIRE

Weekly Exercise Questionnaire

Please answer the following questions about your exercise habits based on your typical week (e.g. excluding holidays). **Exercise** is defined as *planned, structured intentional activity that is intended to improve or maintain physical fitness or general health.*

1. How many days per week do you exercise? \_\_\_\_\_
2. How many minutes is each exercise session? \_\_\_\_\_
3. What is your total volume you spend exercising per week (days\*minutes)? \_\_\_\_\_
4. What types of activities do you do for exercise? (Specify the intensity, time and type for each; e.g. walk at 3mph at 10% grade for 30 minutes)
5. How many days per week do you do resistance training? \_\_\_\_\_

6. How many minutes do you spend each session? \_\_\_\_\_
  
7. How long have you been resistance training consistently? \_\_\_\_\_
  
8. Please list some of the resistance exercises you perform (body weight, machine or free weight):



